

Orona 3G

X-14

Machine-room-less electrical gearless solutions (MRLG)

Compact machine-room-less solutions mainly designed for existing buildings.


Latest direct drive technology.

The machine-room-less solution that provides up to 50% increase in the car size.

General specifications

Load	180 to 630 kg
Capacity	2 to 8 persons
Speed	1 m/s
Maximum travel	45 m
Maximum floors served	16 floors
Entrances	1 front / 2 open through / 2 front & side
Drive system	Direct gearless
Controller	ARCA II controller, low energy microprocessor
Door types	Automatic side-opening / Automatic central-opening / Semiautomatic + Articulated (BUS)
Clear door opening	From 500 to 900 mm
Door height	2,000 / 2,100 / 2,200
Car dimensions	Parametric car dimensions
Internal car height	2,000 / 2,100 / 2,200
Aesthetic solutions	Orona 3G Domo Packs / Orona 3G Public Packs / Orona 3G Plus

Standard Optional



1 MRL

Compact machine-room-less solution.



2 OPTIMISED PASSENGER UNIT

Saves space, reduces weight, improves safety, and improves the installation process.



3 ACCESSIBLE SPACE BELOW THE PIT

Adapts the lift to suit buildings which have an accessible space below the pit (optional).



4 TRACTION ROPES

Orona small diameter ropes replace traditional steel ropes. As a result of their lighter weight, longer lifespan and greater flexibility, it is possible to use a more compact, efficient and eco-friendly gearless machine.



5 DRIVE

Compact, quiet, gearless, energy efficient, speed regulated (VVVF) permanent magnet electric motor.



6 DOORS

Compact permanent magnet motor for fast, accurate and quiet door operation giving the most advanced performance. Advanced door opening and full height infra red door protection edges. Optional Solid Door for high flow situations.



7 AUTOMATIC RESCUE SYSTEM

With floor level indication to ensure fast, efficient and safe evacuation of passengers in the event of an emergency. As an option, the system can incorporate a fully-automatic rescue device to evacuate passengers in the event of a power failure.



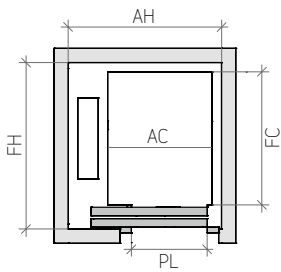
Standard dimensions

Load / capacity		Car			Lift shaft*									
					Side piston		Rear piston		HF Pit		HUP Last Floor			
Persons	Q Load	AC Width	FC Depth	PL ⁵ Clear opening	Entrances		AH ¹ Width	FH ² Depth	AH ³ Width	FH ² Depth		Std.	Reduced	
					Accessibility	No. of entrances					With safety space		Without safety space (EN 81-21)	
4	320 kg	825	1,100	700		1	1,150	1,300	1,150	1,525	1,000	890	400	3,400
						2x180 ⁰		1,450						
						2x90 ⁰		1,250	1,300	1,525				
6	450 kg	1,000	1,250	800	♿	1	1,325	1,450	1,300	1,675				
						2x180 ⁰		1,600						
						2x90 ⁰		1,425	1,450	1,675				
8	630 kg	1,100	1,400	900	♿	1	1,425	1,600	1,450	1,825				
						2x180 ⁰		1,750						
						2x90 ⁰		1,525	1,600	1,825				
	1,200	1,250	900	♿	1	1,525	1,450	1,450	1,675					
					2x180 ⁰		1,600							
					2x90 ⁰		1,625	1,450	1,675					

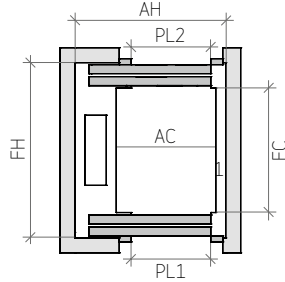
- 1 Accessible space below the pit (counterweight with safety gear) or reduced pit without safety space add 40 mm to AH
AH calculated for NN 3 panel telescopic door
- 2 Shaft depth with door tracks projecting as a whole on the landing
- 3 Width calculated for 4 panel central door
- 4 HUP minimum for internal car height (HC) 2,100 mm
- 5 Door restrictions may exist for pits without safety space EN 81-21
- * Minimum plumb measurements

Layout

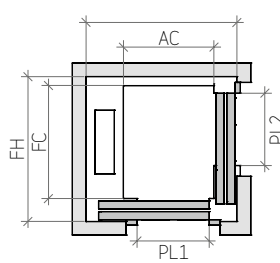
1 ENTRANCE



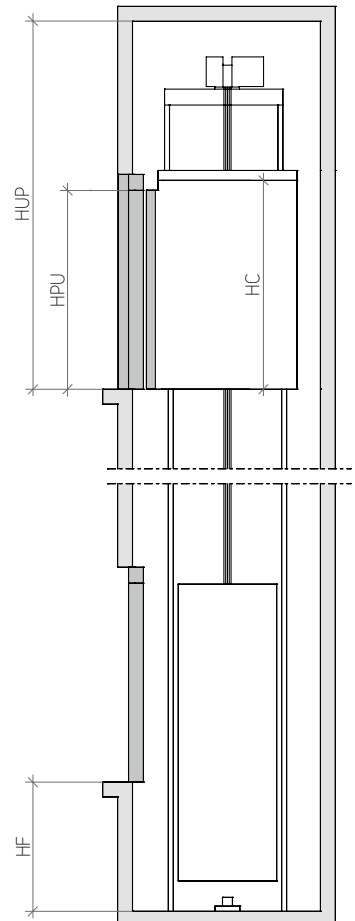
2 ENTRANCES (OPEN THROUGH)



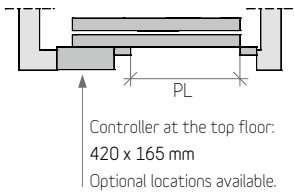
2 ENTRANCES (FRONT & SIDE)



VERTICAL SECTION



CONTROLLER DETAIL



WIDE-FRAMED DOOR DETAIL

